

STABILA Messgeräte
Gustav Ullrich GmbH
Landauer Str. 45
76855 Annweiler, Germany
☎ +49 6346 309-0
✉ info@de.stabila.com
www.stabila.com

STABILA® 
How true pro's measure



Good tools make for good work

Taking precise measurements is one of the most important tasks on construction sites, which is why it is crucial that professionals have tools that they can rely on at all times. Tools that enable them to carry out a variety of measurement tasks precisely, efficiently and easily – time after time. Tools that deliver reliable results in all weathers, even in the toughest conditions, so mistakes are avoided and there is no need for expensive, time-consuming extra work further down the line. Tools that make work a breeze, boosting productivity.

STABILA provides you with tools that meet your exacting standards.



 See all products at
www.stabila.com

Our technical support team will assist you with all questions relating to selecting and using our products: Call +49 6346 309-0 or send an e-mail to info@de.stabila.com. Errors or changes in colour, technology and equipment excepted.

EN 20158 03/25

STABILA GREENBEAM line laser
Professional measuring tools for accurate levelling
in interior construction

High-performance line lasers for professional use

The STABILA GREENBEAM lasers represent precise and efficient work in interior construction. The high-performance tools stand out with their bright, long and sharp green lines, enabling precise alignment across up to 40 metres, depending on the model. Thanks to the pulsed laser lines, the working area can even be enlarged in combination with a STABILA line receiver. They are perfect for

transferring heights, aligning axes and positioning inclined planes. The sophisticated product design and functional accessories make levelling work easier and more efficient. Whether using a version that operates with a rechargeable or a non-rechargeable battery, the high-quality line lasers are the idea choice for anyone who wants to do direct work using visible lines.

Efficiency thanks to STABILA GREENBEAM technology

- ✓ Green lines for the highest visibility.
- ✓ Razor-sharp, long laser lines.
- ✓ Large working area.

LAX 600 G

LAX 500 G

NEW LAX 320 G



LAX 600 G

LAX 500 G

NEW LAX 320 G

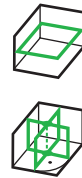
Technical data	LAX 600 G	LAX 500 G	NEW LAX 320 G
Self-levelling range	± 4°	± 5°	± 4°
Levelling accuracy	± 0.3 mm/m	± 0.3 mm/m	± 0.3 mm/m
Measuring range of visible lines	40 m	40 m	30 m
Operating life	Approx. 15 hours	Approx. 20 hours	Approx. 20 hours
Laser class	2	2	2
Power supply	12 V LI-ION rechargeable battery	12 V LI-ION rechargeable battery	3x AA batteries
Protection class	IP 65	IP 54	IP 54
Thread	1/4"	1/4"	1/4"
Working area (REC 500 G)	200 m (diameter)	150 m (measuring range)	100 m (measuring range)



LAX 600 G 12 V system multi-line laser

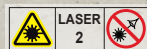
Are you looking for a powerful line laser with modern battery technology for precise layout work in interior construction? The STABILA LAX 600 G combines all aspects of a laser for professionals. Work quickly and precisely: the innovative STABILA GREENBEAM technology stands for razor-sharp 3 x 360° lines, which you can use to transfer heights,

create right angles or align axes. The stable aluminium and glass cages make the laser robust and protect the laser optics. The laser is also waterproof and dustproof in accordance with IP 65. For anyone who wants to work efficiently.



3 x 360° laser lines for accurate layout work

- **GREENBEAM technology** for work on optimally visible laser lines across up to 40 m.
- **Room partitioning into 4 x 90°:** two vertical lines at right angles to one another.
- **Quick self-levelling function** thanks to pendulum technology designed for the construction site.
- **Extremely robust,** waterproof and dustproof in accordance with IP 65.
- **12 V LI-POWER 2.0 Ah CAS rechargeable battery** for long periods of use of up to 15 hours.



LAX 500 G 12 V system cross line plus plumb point laser



- **GREENBEAM technology** for extremely long and optimally visible laser lines (up to 40 m).
- **Cross lines and plumb-line dots** for a wide range of applications.
- **High-performance CAS battery** 12 V LI POWER 2.0 Ah for long periods use of up to 20 hours.
- **Manual mode** to position the laser at any inclination.
- **Flexible positioning:** 1/4" thread, magnets, laser base, wall bracket.

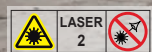
Discover the powerful LAX 500 G, the cross line laser with plumb-line dots and modern rechargeable battery technology. This professional laser features the innovative GREENBEAM technology, which creates razor-sharp lines, allowing you to transfer heights or align axes over distances of up to 40 m. In manual mode the laser can be positioned at any desired inclination, while the well-designed accessories make it extremely versatile. The Protector System provides optimum protection for the laser optics. STABILA – simply efficient!



Effective protection of laser optics
Protector System: Shock-absorbent soft grip casing, rotatable housing and protective slider.



Work directly on U-profiles thanks to the attachable laser base



Full power thanks to lithium-ion rechargeable battery

The battery can be quickly recharged within max. 45 minutes with the SC 30 rapid charger. To extend the battery's service life, the lines can be switched on and off individually, depending on the application. Practical battery capacity display to

quickly check the amount of charge. Variable use of all CAS partner 12 V rechargeable batteries with the STABILA LAX 600 G and LAX 500 G multi-line lasers and all CAS rapid chargers for 12 V systems.

LAX 600 G

12 V LI POWER 2.0 Ah CAS battery:
Operating times of up to **15 hours**.

LAX 500 G

12 V LI POWER 2.0 Ah CAS battery:
Operating times of up to **20 hours**.

Modern CAS technology 12 V LI POWER



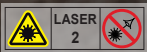
High-performance 12 V LI POWER CAS battery – suitable for all STABILA 12 V lasers and CAS chargers (12–18 V). Long service life thanks to permanent electronic individual cell monitoring when charging. Capacity display for continually checking the charge level. Can be stored for a long time with almost no self-discharge. Continual battery temperature monitoring (switches off at 80°C).



LAX 320 G cross line plus plumb point laser



Compact, always ready to hand
and immediately ready for use



- **GREENBEAM technology** for long and optimally visible laser lines of up to 30 m.
- **Manual mode** to position the laser at any inclination.
- **Cross lines and plumb-line dots** for a wide range of applications.
- Casing can be rotated inwards for **effective protection of the optics**.
- **Flexible positioning:** 1/4" thread, magnets, laser base, wall bracket.



NEW

The STABILA LAX 320 G is a particularly compact cross line laser with plumb-line dots. This professional laser with innovative GREENBEAM technology creates long, razor-sharp lines that allow you to work with precision at distances of up to 30 m. Manual mode allows it to be positioned at any inclination, while the carefully selected accessories can be used for a wide range of applications. The casing can be rotated inwards for optimum protection of the laser optics in the park position. Ideal for interior construction and for all professionals who need accurate laser lines in their day-to-day work. STABILA – work efficiently, achieve perfect results!





Line lasers from STABILA are the perfect tool for all tiling projects!

Carsten Smith (FLIESEN SMITH from Bad Lippspringe, Germany)
The GREENBEAM lines are excellent. They're extremely visible and super practical. Their long lines often cover an entire space.



You can find more information on all of our products at www.youtube.com/@STABILAOfficial

The right set for every requirement



LAX 600 G, 5-piece set
Art. No. 19794
LAX 600 G multi-line laser,
SUB 10 universal bracket,
SWB 10 wall bracket,
target plate, carrying case



LAX 600 G, 7-part set (EU)
Art. No. 19797



LAX 600 G, 7-part set (UK)
Art. No. 19796



LAX 600 G, 7-part set (AU)
Art. No. 19795



LAX 600 G, 7-piece set
LAX 600 G multi-line laser,
12 V LI POWER 2.0 Ah CAS battery,
SC 30 CAS charger (EU),
SUB 10 universal bracket,
SWB 10 wall bracket,
target plate, carrying case



LAX 500 G, 5-piece set
Art. No.: 19983
LAX 500 G cross line plus plumb
point laser, SLB 500 laser base,
SWB 10 wall bracket,
target plate, carrying case



LAX 500 G, 7-part set (EU)
Art. No. 19984



LAX 500 G, 7-part set (UK)
Art. No. 19985



LAX 500 G, 7-part set (AU)
Art. No. 19986



LAX 500 G, 7-piece set
LAX 500 G cross line plus
plumb point laser,
12 V LI POWER 2.0 Ah CAS battery,
SC 30 CAS charger (EU),
SLB 500 laser base,
SWB 10 wall bracket,
target plate, carrying case



LAX 320 G, 5-piece set
Art. No.: 19987
LAX 320 G cross line plus plumb
point laser, SLB 320 laser base,
wall bracket, target plate,
belt pouch,
3 x AA 1.5 V batteries

Optional accessories to increase range of options




REC 500 RG
Art. No.: 19624



12 V LI POWER
2.0 Ah CAS battery
Art. No.: 19625



SC 30 CAS charger
Art. No.: 19628 (EU)
Art. No.: 19627 (UK)
Art. No.: 19626 (AU)



LT 30 telescopic support
Art. No.: 18238



ST-K-S tripod
Art. No.: 19242



BST lifting column construction tripod
Art. No.: 18195 **BST-K-M**, 69–170 cm
Art. No.: 18194 **BST-K-L**, 98–220 cm
Art. No.: 18560 **BST-K-XL**, 118–300 cm



Enlarge the working area
with the REC 500 RG receiver