



Receiver REC 150

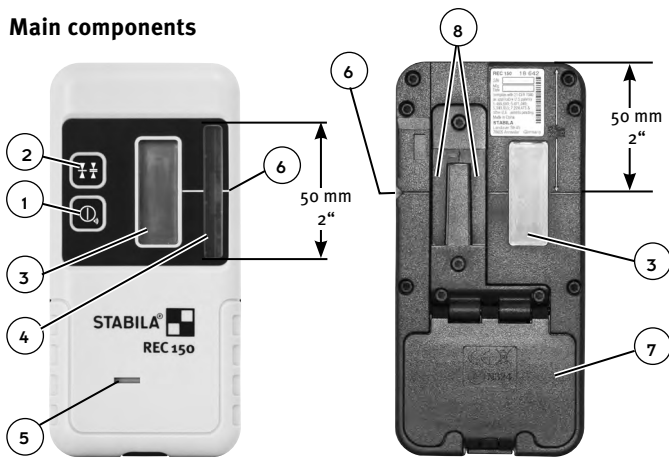
en Operating instructions

Operating instructions

The STABILA REC 150 is a simple-to-use receiver for the rapid capture of rotating lasers. The REC 150 receiver can receive laser beams from rotation lasers, even when these are invisible to the naked eye.

If you still have questions after reading through the operating instructions, you can obtain advice by telephone: +49 63 46 / 3 09-0

Main components




- | | |
|------------------------------------|------------------------------------|
| 1. ON/OFF / Volume button | 5. Beeper |
| 2. Accuracy button | 6. "In line" marks |
| 3. LCD | 7. Battery compartment cover |
| 4. Laser receiver glass 50 mm / 2" | 8. Guide groove for retaining clip |

Getting started

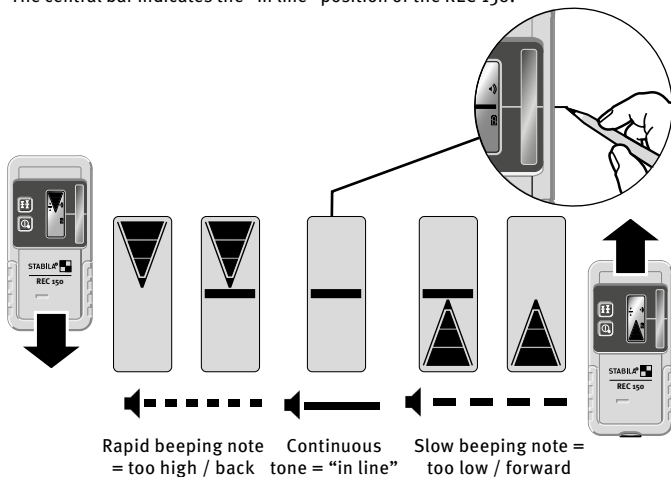
Press the ON/OFF/VOLUME button (1). An audio signal and a short flash from the display will confirm, that the instrument is switched on. Press the ON/OFF/VOLUME button (1) quickly once (2sec) to switch the instrument off.

If the instrument is not used, it will automatically switch itself off after 30 minutes.



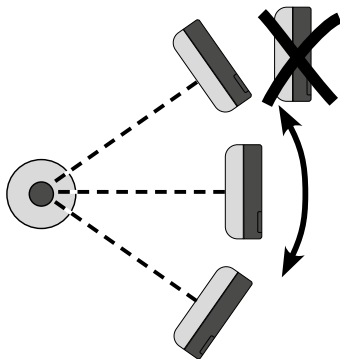
Height difference display

5 display steps indicate the divergence from the centre of the laser line. The central bar indicates the “in line” position of the REC 150.



Positioning and aligning the receiver

Correct handling for attaining the correct measuring result:



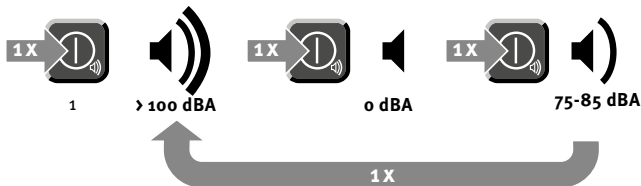
Audio signals

Setting the volume

The volume is increased/decreased by repeatedly pressing the button (1):

Loud, off or soft.

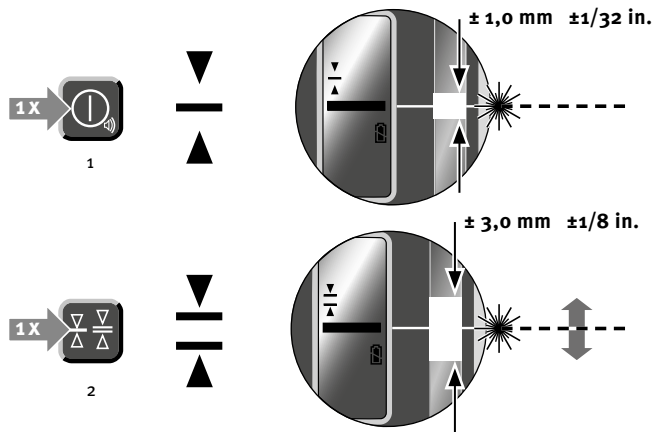
If the instrument is set to “silent” only a short beep is emitted when the laser beam is received.



Setting the accuracy

The receiver always starts with the accuracy setting “fine”.

Repeated, brief pressing of the “Accuracy” button (2) to select the accuracy: “fine” = ± 1.0 mm ($\pm 1/32$ in.) and “coarse” = ± 3.0 mm ($\pm 1/8$ in.).



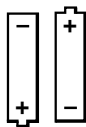
Replacing the batteries




Full: Batteries OK



Batteries weak



2x 1,5V
Alkaline
AA, LR6,
Mignon



Slide the battery cover (7) in the direction of the arrow and insert new batteries in accordance with the symbols in the battery compartment.

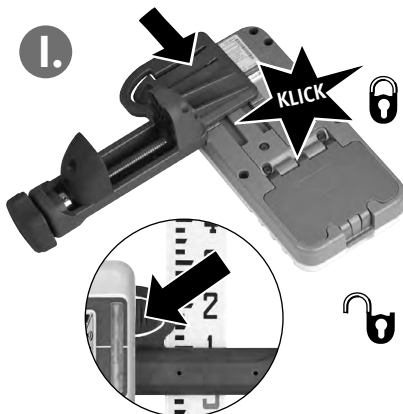


Remove the batteries if the unit will not be used for a long period !

Retaining clip


Fastening:

Push the retaining clip into the guide groove until it engages. Pressing the release button releases the fixing and the retaining clip can be pulled off.

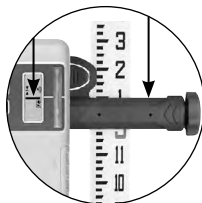


Securing knob:

Turning the securing knob fixes / releases the clamp with the receiver to/from the levelling staff.



Read-off reference: on a line with the "In line" marks of the receiver.



Technical data

Accuracy	Fine: $\pm 1,0$ mm	$\pm 1/32$ in
	Coarse: $\pm 3,0$ mm	$\pm 1/8$ in
Detectable Spectrum:	610 nm - 900 nm	
Reception angle	$\pm 45^\circ$	
Audio signals:	Loud: > 90 dBA	Low: 75 - 85 dBA
Batteries:	2x 1,5V Alkaline, Size Mignon, AA, LR6	
Operating life:	70 hours	
Automatic Shutoff:	30 minutes	
Operating temperature range:	-20°C to +60°C	- 4 °F to +140 °F
Storage temperature range:	-40°C to +70°C	-40 °F to +158 °F
Device protection class:	IP 67	
Receiver weight :	300 g	12 oz



Subject to technical modifications.



Clean the unit with a damp cloth.
Do not use solvents or thinners!

Recycling programme for our EU customers:

In accordance with the WEEE regulations, STABILA provides a disposal programme for electronic products at the end of their service life.

For more details, please contact: +49 63 46 / 3 09-0



Declaration of warranty by STABILA

In addition to the statutory rights of buyers, which are not limited by this warranty, STABILA guarantees that the unit is free from defects and has assured features in the event of material or manufacturing defects for a period of 24 months from the date of purchase. Any defects / errors will be remedied at our discretion through reworking or replacement. STABILA will not assume liability for further claims. Defects resulting from improper handling (e.g. damage due to application of serious force, operation with incorrect voltage / current type, use of unsuitable power source) and unauthorised modifications of the unit by the buyer or a third party shall invalidate the warranty. STABILA does not provide a warranty for natural signs of wear and minor defects that do not affect the operation of the unit. Any warranty claims should be made through your dealer and be accompanied by your sales receipt, completed certificate of warranty (see last page of operating instructions) and the unit itself.



- de** Ergänzung zur Garantieerklärung: Die Garantie gilt weltweit.
- en** Addition to warranty declaration: The warranty applies world-wide.
- fr** Complément à la déclaration de garantie : La garantie est valable dans le monde entier.
- it** Aggiunta alla dichiarazione di garanzia: La garanzia ha validità mondiale.
- es** Ampliación de la declaración de garantía: La garantía tiene validez en todo el mundo.
- nl** Aanvulling op de garantieverklaring: De garantie is wereldwijd geldig.
- pt** Acrescento da declaração de garantia: A garantia é válida em todo o mundo.
- no** Supplement til garantierklæringen: Garantien gjelder i hele verden.
- fi** Takuuilmoituksen täydennys: Takuu on voimassa maailmanlaajuisesti.
- da** Supplement til garantierklæring: Garantien gælder internationalt.
- sv** Komplettering till garantiförklaring: Garantin gäller i hela världen.
- tr** Garanti beyanına ek: Garanti, dünya genelinde geçerlidir.
- cs** Doplnění k prohlášení o záruce: Tato záruka platí po celém světě.
- sk** Doplnok k vyhláseniu o záruke: Táto záruka platí celosvetovo.
- pl** Uzupełnienie oświadczenia gwarancyjnego: Gwarancja obowiązuje na całym świecie.
- sl** Dopolnitev garancijske izjave: Garancija velja po vsem svetu.
- hu** A garancianyilatkozat kiegészítése: A garancia világszerte érvényes.
- ro** Supliment la declarația de garanție: Garanția se aplică la nivel mondial.
- ru** Дополнение к гарантийному заявлению: Гарантия действует по всему миру.
- lv** Garantijas saistību papildinājums: Šī garantija ir spēkā visā pasaule.
- et** Garantii lisa: See garantii kehtib kogu maailmas.
- lt** Garantijos papildymas: Garantija galioja visame pasaulyje.
- ko** 보장 진술 추가: 이 보증서는 전 세계에서 적용됩니다.
- zh** 质保声明的补充信息: 该质保全球适用。

Certificate of warranty for STABILA REC 150

Customer:

Address:

Date of purchase:

Dealer (stamp, signature):



STABILA Messgeräte
Gustav Ullrich GmbH

P.O. Box 13 40 / D-76851 Annweiler
Landauer Str. 45 / D-76855 Annweiler

Tel.: + 49 63 46 / 309 - 0

Fax: + 49 63 46 / 309 - 480

e-mail: info@stabila.de

www.stabila.de